

These Traffic Facts reports display traffic and visitor activity for the Web site gaurc.us.

Date range: 01-01-08 to 06-30-08

Copyright © 2003 - 2008. All rights reserved.

The Summary Report provides an overview of the number of visitors to the site - unique and total visitors - and overall number of pages viewed by those visitors within a given period of time.



Date	Visitors	Unique Visitors	Page Views
January, 2008	3,969	3,013	17,535
February, 2008	5,267	3,789	20,879
March, 2008	8,777	6,168	25,333
April, 2008	13,163	9,382	29,369
May, 2008	12,883	9,649	32,086
June, 2008	13,524	9,266	49,112
Total	57,583	41,267	174,314

Report created by Traffic Facts for <http://www.gaurc.us> on 07-01-08

This report identifies the visitors who have spent the most time on the Web site. Visitors are listed by IP address.

Most Active Visitors			
IP	Host Name	Time (H:M:S)	Percentage
74.6.22.122	llf520101.crawl.yahoo.net	145:22:52	7.05
74.6.8.114	llf520015.crawl.yahoo.net	135:59:05	6.59
74.6.8.97	llf520038.crawl.yahoo.net	102:23:08	4.96
66.31.36.2	c-66-31-36-2.hsd1.ma.comcast.net	79:33:53	3.86
212.117.75.87	mail.ave-web.de	71:19:25	3.46
65.55.209.154	livebot-65-55-209-154.search.live.com	66:59:03	3.25
74.6.22.168	llf520055.crawl.yahoo.net	59:16:59	2.87
65.55.209.151	livebot-65-55-209-151.search.live.com	52:41:26	2.55
65.55.209.156	livebot-65-55-209-156.search.live.com	51:07:00	2.48
65.55.209.150	livebot-65-55-209-150.search.live.com	50:25:20	2.44
65.55.209.153	livebot-65-55-209-153.search.live.com	49:57:36	2.42
83.108.182.59	ti300720a080-5681.bb.online.no	49:50:49	2.42
97.81.106.170	97-81-106-170.dhcp.athn.ga.charter.com	48:51:59	2.37
67.195.37.168	llf320043.crawl.yahoo.net	44:24:32	2.15
66.249.67.207	crawl-66-249-67-207.googlebot.com	43:45:54	2.12
65.55.212.243	bl1sch4091518.phx.gbl	41:25:46	2.01
74.6.22.185	llf520048.crawl.yahoo.net	39:04:43	1.89
58.170.0.14	cpe-58-170-0-14.nsw.bigpond.net.au	38:28:07	1.86
65.55.209.152	livebot-65-55-209-152.search.live.com	32:52:45	1.59
66.249.70.225	crawl-66-249-70-225.googlebot.com	32:49:06	1.59
67.195.37.187	llf320048.crawl.yahoo.net	26:14:18	1.27
83.108.176.19	ti300720a080-4107.bb.online.no	25:31:12	1.24
65.55.209.155	livebot-65-55-209-155.search.live.com	24:53:44	1.21
66.249.67.52	crawl-66-249-67-52.googlebot.com	20:29:43	0.99
75.19.120.169		19:20:46	0.94
67.195.37.92	llf320037.crawl.yahoo.net	19:14:29	0.93
209.40.201.164	spry.com	18:07:48	0.88
66.249.73.251	crawl-66-249-73-251.googlebot.com	17:21:46	0.84
150.70.84.24		17:08:12	0.83
65.55.210.163	msnbot-65-55-210-163.search.msn.com	16:41:43	0.81
150.70.84.151	niigata-u.ac.jp	15:55:03	0.77
65.55.210.173	msnbot-65-55-210-173.search.msn.com	15:29:09	0.75
65.55.210.178	msnbot-65-55-210-178.search.msn.com	14:15:05	0.69
64.33.150.38	new-broadband7-dhcp-37.dsl.airstreamcomm.n	14:09:24	0.69
74.47.88.246	frontiernet.net	13:36:56	0.66
65.55.210.161	msnbot-65-55-210-161.search.msn.com	13:29:44	0.65
66.249.70.243	crawl-66-249-70-243.googlebot.com	13:26:32	0.65

IP	Host Name	Time (H:M:S)	Percentage
66.249.73.7		13:21:07	0.65
194.8.74.158		13:14:16	0.64
72.95.103.138	pool-72-95-103-138.ptldme.east.verizon.net	12:47:08	0.62
74.6.8.96	llf520035.crawl.yahoo.net	12:25:39	0.60
74.6.18.232	rz502394.inktomisearch.com	11:46:34	0.57
64.27.0.60	www.mailglobal.net	11:43:34	0.57
65.55.210.167	msnbot-65-55-210-167.search.msn.com	11:43:10	0.57
76.73.202.126	dynamic-76-73-202-126.knology.net	11:41:52	0.57
71.247.63.244	pool-71-247-63-244.nycmny.east.verizon.net	11:31:44	0.56
65.55.210.166	msnbot-65-55-210-166.search.msn.com	11:31:04	0.56
65.55.210.174	msnbot-65-55-210-174.search.msn.com	11:07:13	0.54
72.65.109.239	pool-72-65-109-239.ptldme.east.verizon.net	10:57:11	0.53
74.6.22.102	llf520097.crawl.yahoo.net	10:51:50	0.53
83.108.162.244	ti300720a080-0756.bb.online.no	10:24:47	0.50
66.249.67.28	crawl-66-249-67-28.googlebot.com	10:07:10	0.49
58.237.156.59		10:02:30	0.49
80.138.24.63	p508a183f.dip0.t-ipconnect.de	9:54:31	0.48
75.38.177.52	75-38-177-52.lightspeed.sfldmi.sbcglobal.net	9:39:19	0.47
65.55.210.172	msnbot-65-55-210-172.search.msn.com	9:29:34	0.46
71.173.89.243	pool-71-173-89-243.ptldme.east.verizon.net	9:25:41	0.46
74.6.22.163	llf520078.crawl.yahoo.net	9:08:45	0.44
168.11.164.253		9:01:30	0.44
71.173.95.144	pool-71-173-95-144.ptldme.east.verizon.net	8:53:10	0.43
83.108.177.208	ti300720a080-4552.bb.online.no	8:45:20	0.42
66.231.189.148		8:33:11	0.41
24.71.223.142	px3so.cg.shawcable.net	8:20:58	0.40
65.55.210.164	msnbot-65-55-210-164.search.msn.com	8:18:08	0.40
72.95.102.207	pool-72-95-102-207.ptldme.east.verizon.net	8:16:16	0.40
71.173.85.69	pool-71-173-85-69.ptldme.east.verizon.net	8:04:48	0.39
66.249.70.230	crawl-66-249-70-230.googlebot.com	8:03:03	0.39
71.173.93.3	pool-71-173-93-3.ptldme.east.verizon.net	7:53:19	0.38
71.173.82.34	pool-71-173-82-34.ptldme.east.verizon.net	7:40:31	0.37
72.95.101.232	pool-72-95-101-232.ptldme.east.verizon.net	7:38:48	0.37
67.195.37.156	llf320054.crawl.yahoo.net	7:35:02	0.37
220.253.164.63	220-253-164-63.qld.netspace.net.au	7:29:23	0.36
67.195.37.166	llf320044.crawl.yahoo.net	7:05:11	0.34
65.55.210.162	msnbot-65-55-210-162.search.msn.com	7:00:31	0.34
72.65.105.131		6:58:36	0.34
71.173.93.154	pool-71-173-93-154.ptldme.east.verizon.net	6:55:44	0.34
65.55.210.177	msnbot-65-55-210-177.search.msn.com	6:49:28	0.33
66.249.70.137	crawl-66-249-70-137.googlebot.com	6:47:55	0.33
83.108.170.34	ti300720a080-2594.bb.online.no	6:47:15	0.33

IP	Host Name	Time (H:M:S)	Percentage
66.249.73.104	crawl-66-249-73-104.googlebot.com	6:40:33	0.32
65.55.210.175	msnbot-65-55-210-175.search.msn.com	6:39:48	0.32
64.33.194.156	new-broadband2-dhcp-ws-27.dsl.airstreamcom	6:37:32	0.32
67.161.137.92	c-67-161-137-92.hsd1.co.comcast.net	6:31:01	0.32
65.55.210.165	msnbot-65-55-210-165.search.msn.com	6:27:52	0.31
67.195.37.173	llf320055.crawl.yahoo.net	6:22:10	0.31
66.249.70.155	crawl-66-249-70-155.googlebot.com	6:20:29	0.31
65.55.210.179	msnbot-65-55-210-179.search.msn.com	6:11:40	0.30
71.173.94.198	pool-71-173-94-198.ptldme.east.verizon.net	6:11:28	0.30
72.73.103.214	pool-72-73-103-214.ptldme.east.verizon.net	6:07:21	0.30
65.55.209.157	livebot-65-55-209-157.search.live.com	6:07:02	0.30
66.249.67.129	crawl-66-249-67-129.googlebot.com	6:05:31	0.30
208.109.181.17	p3slh068.shr.phx3.secureserver.net	5:55:36	0.29
71.173.93.94	pool-71-173-93-94.ptldme.east.verizon.net	5:50:26	0.28
80.138.9.220	p508a09dc.dip0.t-ipconnect.de	5:20:06	0.26
72.73.103.248	pool-72-73-103-248.ptldme.east.verizon.net	5:15:08	0.25
58.237.159.144		5:14:39	0.25
67.195.37.112	llf320033.crawl.yahoo.net	5:14:11	0.25
70.167.100.50	wsip-70-167-100-50.ri.ri.cox.net	5:11:37	0.25
67.195.37.121	llf320016.crawl.yahoo.net	5:11:13	0.25
71.173.91.109	pool-71-173-91-109.ptldme.east.verizon.net	5:09:25	0.25

Report created by Traffic Facts for <http://www.gaurc.us> on 07-01-08

This report identifies the names and versions of the Web browsers used by visitors to the site. The list may contain names of Internet search engines as well.

Browsers			
Browser	Version	Count	Percentage
Internet Explorer	7.0	1,167,689	69.69
Internet Explorer	6.0	299,686	17.89
Firefox	2.0	79,219	4.73
Yahoo! Slurp	Unknown	28,957	1.73
Unknown	Unknown	16,882	1.01
MS FrontPage	6.0	13,000	0.78
msnbot	1.1	12,856	0.77
Yahoo! Slurp	3.0	5,500	0.33
Google	2.1	4,759	0.28
Internet Explorer	8.0	4,250	0.25
Internet Explorer	5.0	3,781	0.23
MSN-Media	1.0	2,561	0.15
Crawler	2.0	2,056	0.12
Firefox	1.0	1,908	0.11
MS IPPPD	Unknown	1,766	0.11
Internet Explorer	5.5	1,617	0.10
Firefox	3.0	1,444	0.09
Mozilla	1.8	1,424	0.08
Firefox	1.5	1,306	0.08
Internet Explorer	4	1,252	0.07
MSN	1.0	1,230	0.07
PHP	Unknown	1,189	0.07
MJ12bot	1.2	916	0.05
Opera	9.27	892	0.05
Internet Explorer	5.01	878	0.05
Media Players	10.0	863	0.05
YodaoBot	1.0	748	0.04
Opera	9.0	678	0.04
Opera	8.0	600	0.04
Opera	9.25	597	0.04
Mozilla	1.7	547	0.03
Mozilla	5.0	545	0.03
Mozilla	1.5	515	0.03
Firefox	0.9	498	0.03
Opera	9.26	486	0.03
It=free	Unknown	467	0.03
Media Players	11.0	448	0.03

Browser	Version	Count	Percentage
Mozilla	1.2	448	0.03
Gigabot	3.0	415	0.02
Opera	8.5	399	0.02
Rippers	Unknown	394	0.02
Opera	9.50	390	0.02
WordPress	2.5	328	0.02
Safari	523.12	288	0.02
Safari	525.17	285	0.02
WMFSDK	9.0	283	0.02
Safari	525.18	273	0.02
zermelo	Unknown	272	0.02
Opera	7.5	266	0.02
PCLinuxOS	2.0	265	0.02
Netscape	4.0	251	0.01
Mozilla	3.0	250	0.01
Firefox	0.10	249	0.01
Opera	9.23	247	0.01
Opera	9.24	243	0.01
Firefox	0.8	240	0.01
Baidu	Unknown	223	0.01
Mozilla	2.0	221	0.01
LinkWalker	2.0	210	0.01
Google-Sitemaps	1.0	194	0.01
Windows Media Player	9.0	192	0.01
Netscape	7.1	188	0.01
Ubuntu	7.10	180	0.01
Opera	7.1	179	0.01
Netscape	7.2	173	0.01
Netscape	6.2	160	0.01
Internet Explorer	5.21	157	0.01
Opera	6.0	149	0.01
Opera	7.0	149	0.01
Mozilla	1.4	146	0.01
SeaMonkey	1.1	145	0.01
Firefox	3.0b5	144	0.01
Download Accelerator	Unknown	140	0.01
Windows Media Player	10.0	134	0.01
WMFSDK	10.0	133	0.01
Safari	525.13	129	0.01
Netscape	8.0	117	0.01
Safari	1.3	116	0.01
psbot	0.1	113	0.01

Browser	Version	Count	Percentage
Mozilla	1.0	111	0.01
Netscape	8.1	109	0.01
Download Demon	Unknown	108	0.01
Safari	525.20	108	0.01
ImageShackToolbar	4.3	106	0.01
Opera	7.6	106	0.01
BPIImageWalker	2.0	104	0.01
Netscape	4.79	103	0.01
Internet Explorer	2	102	0.01
Firefox	1.6	100	0.01
OffByOne	3.4	96	0.01
CJNetworkQuality	Unknown	94	0.01
Media Players	10.00	93	0.01
Camino	1.5	90	0.01
Safari	523.15	87	0.01
Internet Explorer	1.22	85	0.01
Safari	2.0	85	0.01
Opera	9.20	79	0.00
Rippers	1.6	76	0.00
Powermarks	3.5	73	0.00
libwww	5.4	69	0.00

Report created by Traffic Facts for <http://www.gaurc.us> on 07-01-08

This report identifies the operating systems running on the computers used to access the site (i.e., the visitors' computers).

Operating Systems		
Operating System	Count	Percentage
Windows XP	1,275,514	76.00
WinVI	130,823	7.79
Windows Vista	123,638	7.37
Unknown	100,906	6.01
Windows 2000	18,379	1.10
Win2003	14,133	0.84
Windows 98	7,552	0.45
Windows NT	2,365	0.14
Linux	1,591	0.09
MacOSX	1,210	0.07
Windows ME	971	0.06
Windows 95	537	0.03
MacOS	319	0.02
FreeBSD	135	0.01
SunOS	76	0.00
Windows 16	63	0.00
Windows	52	0.00
Symbian OS	39	0.00
PSP	23	0.00
IBM OS/2	2	0.00
Windows CE	2	0.00

Report created by Traffic Facts for <http://www.gaurc.us> on 07-01-08

This report indicates the country of origin of the visitors to the Web site. Traffic Facts determines the location by examining the visitor's IP address. The geographical user information enables you to build site content and ad campaigns targeting particular locales.

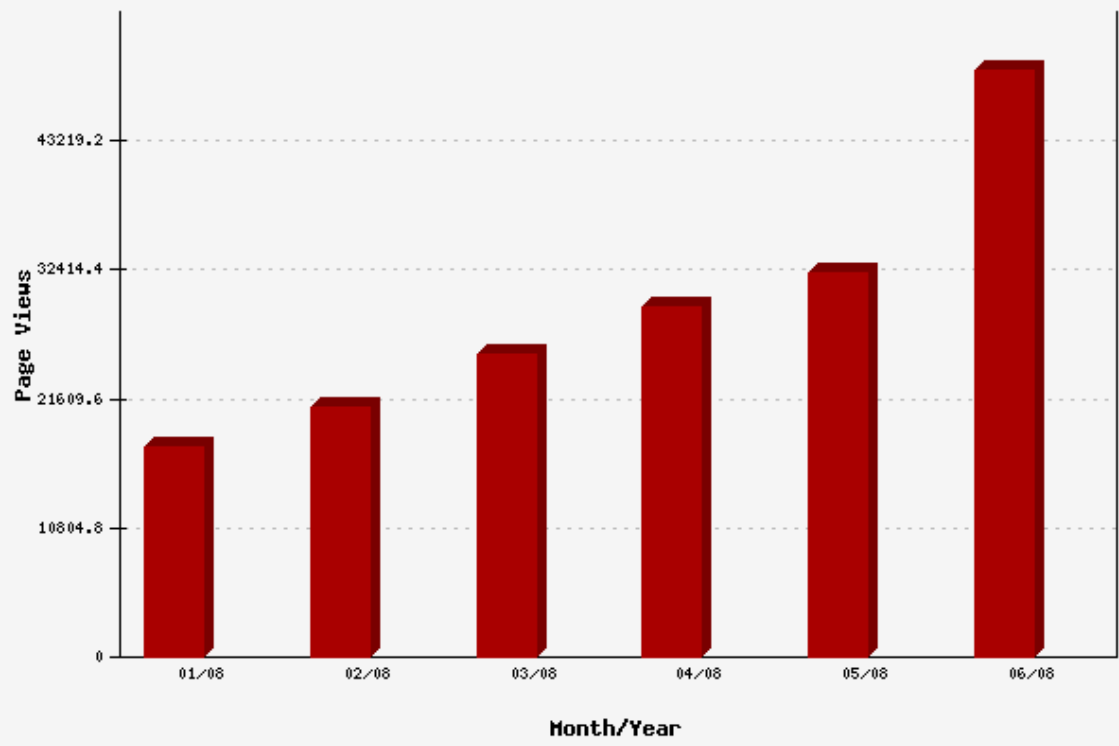
Visitors by Country		
Country	Visitors	Percentage
 UNITED STATES	40,719	70.73
 UNITED KINGDOM	2,626	4.56
 CHINA	1,717	2.98
 GERMANY	1,081	1.88
 CANADA	895	1.55
 AUSTRALIA	833	1.45
 NORWAY	810	1.41
 JAPAN	698	1.21
 KOREA, REPUBLIC OF	624	1.08
 FRANCE	555	0.96
 POLAND	491	0.85
 BRAZIL	440	0.76
 NETHERLANDS	409	0.71
 RUSSIAN FEDERATION	397	0.69
 INDIA	388	0.67
 CZECH REPUBLIC	352	0.61
 SPAIN	345	0.60
 SWEDEN	306	0.53
 ITALY	287	0.50
 ROMANIA	261	0.45
 VIET NAM	219	0.38
UNKNOWN	172	0.30
 UKRAINE	157	0.27
 HUNGARY	155	0.27
 NEW ZEALAND	143	0.25
 LATVIA	135	0.23
 MEXICO	127	0.22
 ARGENTINA	120	0.21
 LITHUANIA	119	0.21
 BELGIUM	112	0.19
 THAILAND	108	0.19
 PORTUGAL	107	0.19
 INDONESIA	105	0.18
 MOLDOVA, REPUBLIC OF	104	0.18
 SWITZERLAND	95	0.17
 DENMARK	90	0.16

Country	Visitors	Percentage
 HONG KONG	88	0.15
 SLOVAKIA	87	0.15
 FINLAND	66	0.11
 AUSTRIA	64	0.11
 TAIWAN	62	0.11
 CHILE	58	0.10
 VENEZUELA	55	0.10
 BULGARIA	51	0.09
 TURKEY	46	0.08
 IRELAND	43	0.07
 UNITED ARAB EMIRATES	41	0.07
 MALAYSIA	39	0.07
 ISRAEL	36	0.06
 SERBIA AND MONTENEGRO	36	0.06
 SINGAPORE	33	0.06
 SOUTH AFRICA	32	0.06
 PAKISTAN	30	0.05
 GREECE	30	0.05
 COLOMBIA	28	0.05
 CROATIA	26	0.05
 PHILIPPINES	23	0.04
 PUERTO RICO	22	0.04
 BOSNIA AND HERZEGOVINA	22	0.04
 ECUADOR	18	0.03
 DOMINICAN REPUBLIC	18	0.03
 ESTONIA	16	0.03
 BAHRAIN	16	0.03
 SLOVENIA	14	0.02
 SYRIAN ARAB REPUBLIC	11	0.02
 EGYPT	11	0.02
 JAMAICA	10	0.02
 KAZAKHSTAN	9	0.02
 SAUDI ARABIA	9	0.02
 MOROCCO	8	0.01
 KUWAIT	8	0.01
 JORDAN	8	0.01
 NAMIBIA	7	0.01
 GEORGIA	6	0.01
 ALBANIA	5	0.01
 KENYA	5	0.01
 BANGLADESH	5	0.01
 MONTENEGRO	4	0.01

Country	Visitors	Percentage
 YEMEN	4	0.01
 ALGERIA	4	0.01
 LUXEMBOURG	4	0.01
 PANAMA	4	0.01
 TUNISIA	3	0.01
 HONDURAS	3	0.01
 SRI LANKA	3	0.01
 PARAGUAY	3	0.01
 COTE D'IVOIRE	3	0.01
 ICELAND	3	0.01
 PERU	3	0.01
 NIGERIA	3	0.01
 CYPRUS	2	0.00
 ERITREA	2	0.00
 BELARUS	2	0.00
 RWANDA	2	0.00
 TANZANIA, UNITED REPUBLIC	2	0.00
 MACEDONIA, THE FORMER YL	2	0.00
 COSTA RICA	2	0.00
 MONACO	2	0.00
 LEBANON	2	0.00
 GHANA	2	0.00

This report shows the number of times the Web site's pages have been accessed within a given time frame.

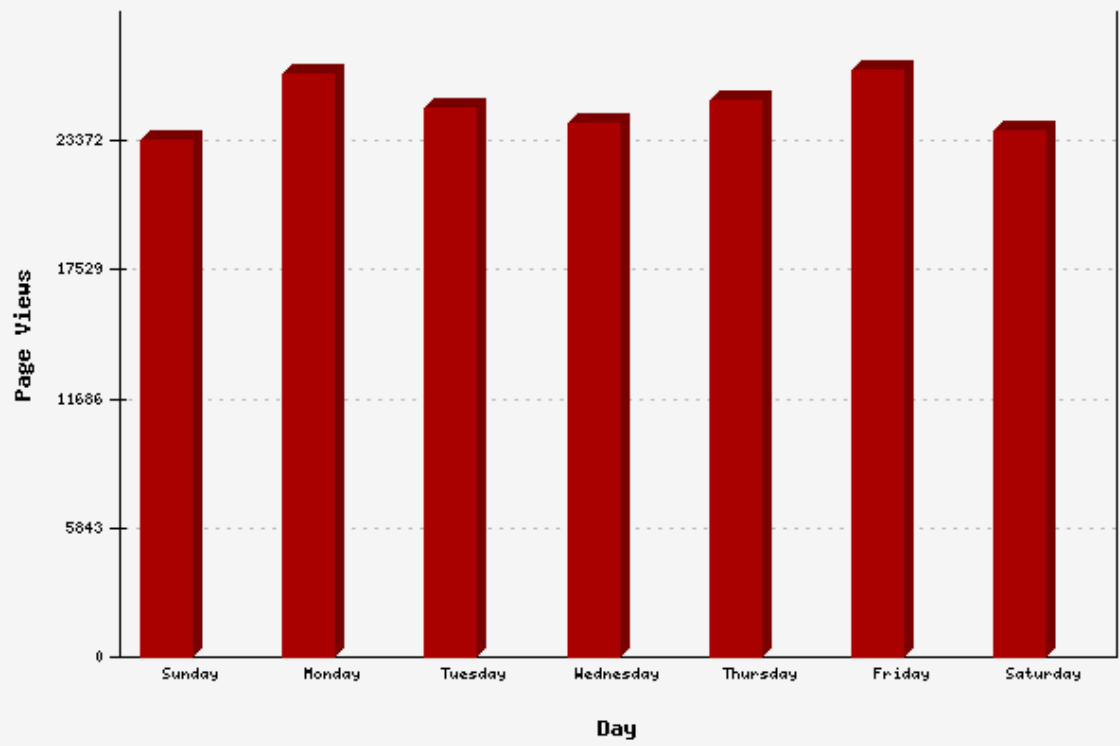
Page Views



Date	Page Views	Percentage
January, 2008	17,535	10.06
February, 2008	20,879	11.98
March, 2008	25,333	14.53
April, 2008	29,369	16.85
May, 2008	32,086	18.41
June, 2008	49,112	28.17
Total	174,314	100%

This report indicates which day within the specified time frame the site received the highest amount of visitors.

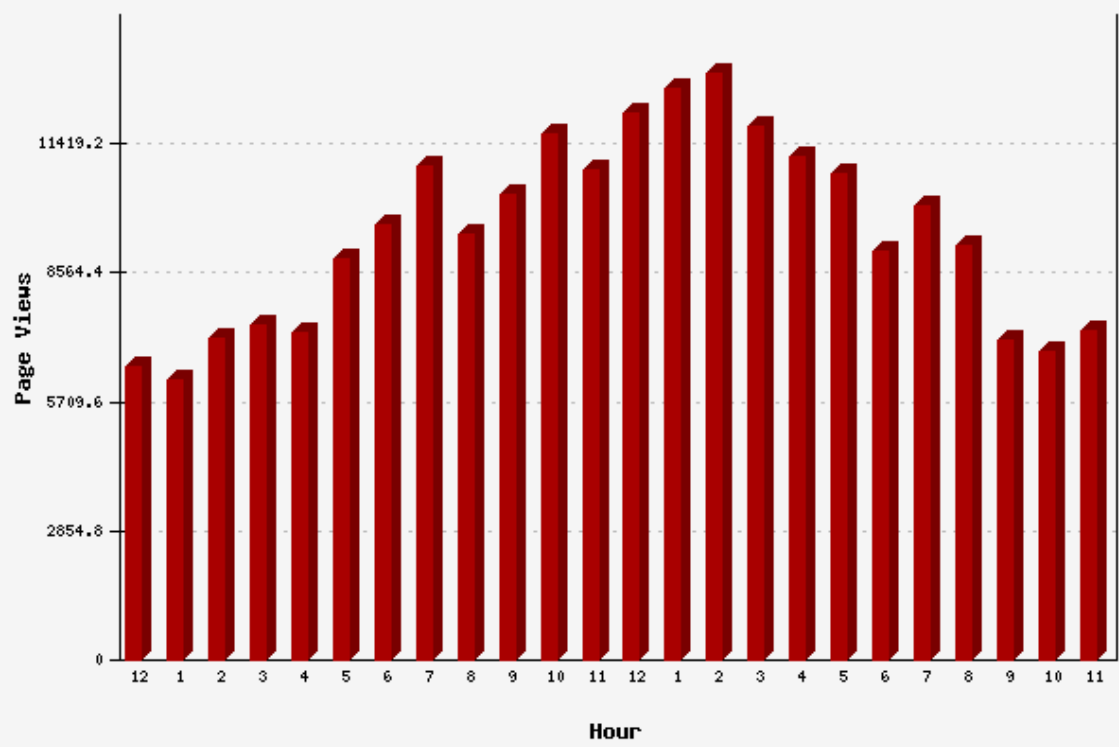
Most Popular Day 01/01/2008 - 07/01/2008



Date	Page Views	Percentage
Friday	26,559	15.24
Monday	26,368	15.13
Thursday	25,227	14.47
Tuesday	24,835	14.25
Wednesday	24,144	13.85
Saturday	23,832	13.67
Sunday	23,349	13.39
Total	174,314	100%

This report indicates which hours of the day the site received the highest amount of visitors within the specified time frame.

Most Popular Hour



Time	Page Views	Percentage
2 pm	12,976	5.72
1 pm	12,623	5.56
Noon	12,117	5.34
3 pm	11,812	5.20
10 am	11,631	5.13
4 pm	11,130	4.90
7 am	10,907	4.81
11 am	10,828	4.77
5 pm	10,760	4.74
9 am	10,280	4.53
7 pm	10,041	4.42
6 am	9,634	4.25
8 am	9,407	4.15
8 pm	9,174	4.04
6 pm	9,062	3.99
5 am	8,883	3.91
3 am	7,429	3.27
11 pm	7,274	3.21
4 am	7,236	3.19
2 am	7,115	3.14

Time	Page Views	Percentage
9 pm	7,085	3.12
10 pm	6,840	3.01
Midnight	6,498	2.86
1 am	6,198	2.73
Total	226,940	100%

Report created by Traffic Facts for <http://www.gaurc.us> on 07-01-08

This report identifies the top domains that have provided referrals to visitors of pages within the site. These are generally search engines and other sites that carry a link to the site. The list most likely will also contain the domain this report is created for as many of the referrals will stem from pages within the very site the report is covering.

Referring Domains		
Domain	Referrals	Percentage
<i>Unknown</i>	1,083,951	67.85
forum.gaurc.us	400,649	25.08
forums.auran.com	36,278	2.27
news.gaurc.us	25,890	1.62
guestbook.gaurc.us	17,614	1.10
dillon.gaurc.us	7,271	0.46
www.railserv.com	3,870	0.24
cs.trains.com	2,802	0.18
search.live.com	2,044	0.13
wiki.gaurc.us	1,993	0.12
www.rmods.com	1,631	0.10
www.trains.com	1,317	0.08
www.google.com	1,206	0.08
terrainz.gaurc.us	1,077	0.07
trains.com	936	0.06
trainzforums.com	718	0.04
forums.railpictures.net	649	0.04
www.magandy.net	520	0.03
www.youtube.com	427	0.03
images.google.com	422	0.03
www.trainzclassics.com	392	0.02
www.auran.com	354	0.02
www.frisco.org	330	0.02
bml.gaurc.us	328	0.02
www.google.co.uk	264	0.02
66.102.9.104	247	0.02
search.yahoo.com	237	0.01
caddylars.gaurc.us	207	0.01
profile.myspace.com	154	0.01
z15.invisionfree.com	152	0.01
www.trainz.pl	140	0.01
search.msn.com	137	0.01
10.128.135.137:82	132	0.01
209.85.135.104	129	0.01
www.google.com.au	127	0.01
www.google.de	115	0.01

Domain	Referrals	Percentage
64.233.179.104	114	0.01
bbs.sscz.com	104	0.01
www.weboarchive.com	104	0.01
youtube.com	98	0.01
trainz.jedisoft.cz	90	0.01
www.trainzproroutes.org	84	0.01
www.google.ca	81	0.01
www.google.pl	71	0.00
www.google.es	70	0.00
www.trainzitalia.com	68	0.00
www.google.com.br	65	0.00
209.85.129.104	64	0.00
209.85.171.104	62	0.00
images.google.co.uk	61	0.00
lorenzoweb.free.fr	61	0.00
www.google.nl	60	0.00
compudoc.gaurc.us	59	0.00
206.188.2.175	58	0.00
forum.trainz.cz	56	0.00
www.google.fr	54	0.00
muttscomics.com	48	0.00
38.100.22.208	46	0.00
email.secureserver.net	46	0.00
images.google.de	46	0.00
www.1000topwebsites.com	45	0.00
www.google.it	43	0.00
127.0.0.1:4664	41	0.00
frisco.org	39	0.00
images.google.ca	39	0.00
www.google.hu	39	0.00
www.google.ro	39	0.00
www.BigFinder.de	38	0.00
www.virtuelle-bahnwelt.de	38	0.00
images.google.hu	37	0.00
www.google.sk	37	0.00
www.ahsanstrainz.co.uk	35	0.00
www.google.co.in	35	0.00
www.virginmedia.com	35	0.00
images.google.ro	34	0.00
www.coloring.ws	34	0.00
chrisracer.rmods.com	33	0.00
www.KeywordSpy.com	33	0.00

Domain	Referrals	Percentage
irc.auran.com	31	0.00
search.virginmedia.com	31	0.00
www.trenak.com	31	0.00
10.128.135.132:82	30	0.00
10.128.135.140:82	30	0.00
images.google.com.au	29	0.00
www.google.cz	29	0.00
www.google.co.id	27	0.00
badlandsproject.mywowbb.com	25	0.00
majestic12.co.uk	24	0.00
search.aol.com	24	0.00
trainz.in5.pl	24	0.00
translate.google.co.cr	24	0.00
uk.search.yahoo.com	24	0.00
www.trainzclassic.com	24	0.00
denver.trainzitalia.com	23	0.00
foro.ibertrainz.eu	23	0.00
forum.victrainz.com.au	23	0.00
rrmods.com	23	0.00
cache.search.yahoo-ht2.akadns.net	22	0.00
translate.google.com	22	0.00
vertimas.vdu.lt	21	0.00
Total	1,597,618	100%

Report created by Traffic Facts for <http://www.gaurc.us> on 07-01-08

This report identifies the top domains that have provided referrals to visitors of pages within the site. These are generally search engines and other sites that carry a link to the site. The list most likely will also contain the domain this report is created for as many of the referrals will stem from pages within the very site the report is covering.

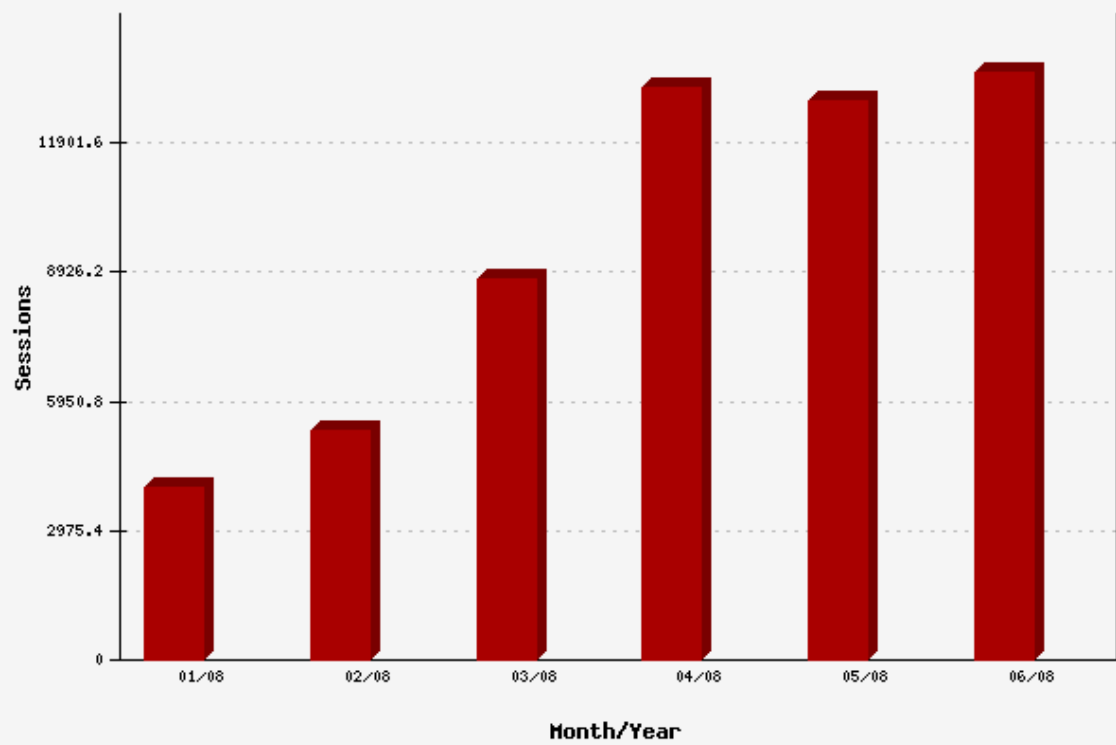
Search Engines		
Search Engine	Referrals	Percentage
	1,083,951	99.35
search.live.com	2,044	0.19
www.google.com	1,206	0.11
www.youtube.com	427	0.04
images.google.com	422	0.04
www.google.co.uk	264	0.02
66.102.9.104	247	0.02
search.yahoo.com	237	0.02
search.msn.com	137	0.01
209.85.135.104	129	0.01
www.google.com.au	127	0.01
www.google.de	115	0.01
64.233.179.104	114	0.01
www.google.ca	81	0.01
www.google.pl	71	0.01
www.google.es	70	0.01
www.google.com.br	65	0.01
209.85.129.104	64	0.01
209.85.171.104	62	0.01
images.google.co.uk	61	0.01
www.google.nl	60	0.01
www.google.fr	54	0.00
images.google.de	46	0.00
www.google.it	43	0.00
127.0.0.1:4664	41	0.00
images.google.ca	39	0.00
www.google.hu	39	0.00
www.google.ro	39	0.00
www.google.sk	37	0.00
www.google.co.in	35	0.00
search.virginmedia.com	31	0.00
images.google.com.au	29	0.00
www.google.cz	29	0.00
www.google.co.id	27	0.00
search.aol.com	24	0.00
uk.search.yahoo.com	24	0.00

Domain	Referrals	Percentage
cache.search.yahoo-ht2.akadns.net	22	0.00
translate.google.com	22	0.00
www.google.se	21	0.00
search.hp.my.aol.co.uk	17	0.00
webapp.trafficfacts.com	17	0.00
72.14.205.104	16	0.00
www.google.co.nz	16	0.00
search1.seznam.cz	15	0.00
209.85.173.104	14	0.00
www.google.pt	14	0.00
www.google.ru	14	0.00
66.196.80.202	12	0.00
aolsearch.aol.com	12	0.00
images.google.com.br	12	0.00
mail.google.com	12	0.00
209.85.165.104	11	0.00
images.google.ch	11	0.00
images.google.it	11	0.00
www.google.be	11	0.00
webmail.aol.com	10	0.00
www.google.cn	10	0.00
us.mg2.mail.yahoo.com	9	0.00
64.233.183.104	8	0.00
us.f397.mail.yahoo.com	8	0.00
us.f816.mail.yahoo.com	8	0.00
us.mg3.mail.yahoo.com	8	0.00
www.altavista.com	8	0.00
www.ask.com	8	0.00
www.google.com.ar	8	0.00
aolsearch.aol.co.uk	7	0.00
translate.google.de	7	0.00
www.google.ch	7	0.00
www.google.ge	7	0.00
www.google.ie	7	0.00
209.85.175.104	6	0.00
64.233.169.104	6	0.00
ar.babelfish.yahoo.com	6	0.00
games.groups.yahoo.com	6	0.00
images.google.com.ar	6	0.00
images.google.nl	6	0.00
images.google.se	6	0.00
mx.search.yahoo.com	6	0.00

Domain	Referrals	Percentage
search.comcast.net	6	0.00
us.f837.mail.yahoo.com	6	0.00
www.google.hr	6	0.00
www.google.lt	6	0.00
216.239.59.104	5	0.00
ar.search.yahoo.com	5	0.00
search.conduit.com	5	0.00
us.f387.mail.yahoo.com	5	0.00
us.f822.mail.yahoo.com	5	0.00
ww23.rr.com	5	0.00
www.google.bg	5	0.00
www.google.com.eg	5	0.00
64.233.167.104	4	0.00
cm.uk.my.yahoo.com	4	0.00
search.msn.es	4	0.00
uk.mg41.mail.yahoo.com	4	0.00
us.bookmarks.yahoo.com	4	0.00
www.google.co.th	4	0.00
www.google.com.sg	4	0.00
www.google.dk	4	0.00
72.14.253.104	3	0.00
bl123w.blu123.mail.live.com	3	0.00
Total	1,091,041	100%

This report provides general information on visitor behavior while on the site. A session is the amount of time that elapses between a visitor's entering and exiting the site. Thus, a single visitor may account for multiple sessions within a given time frame.

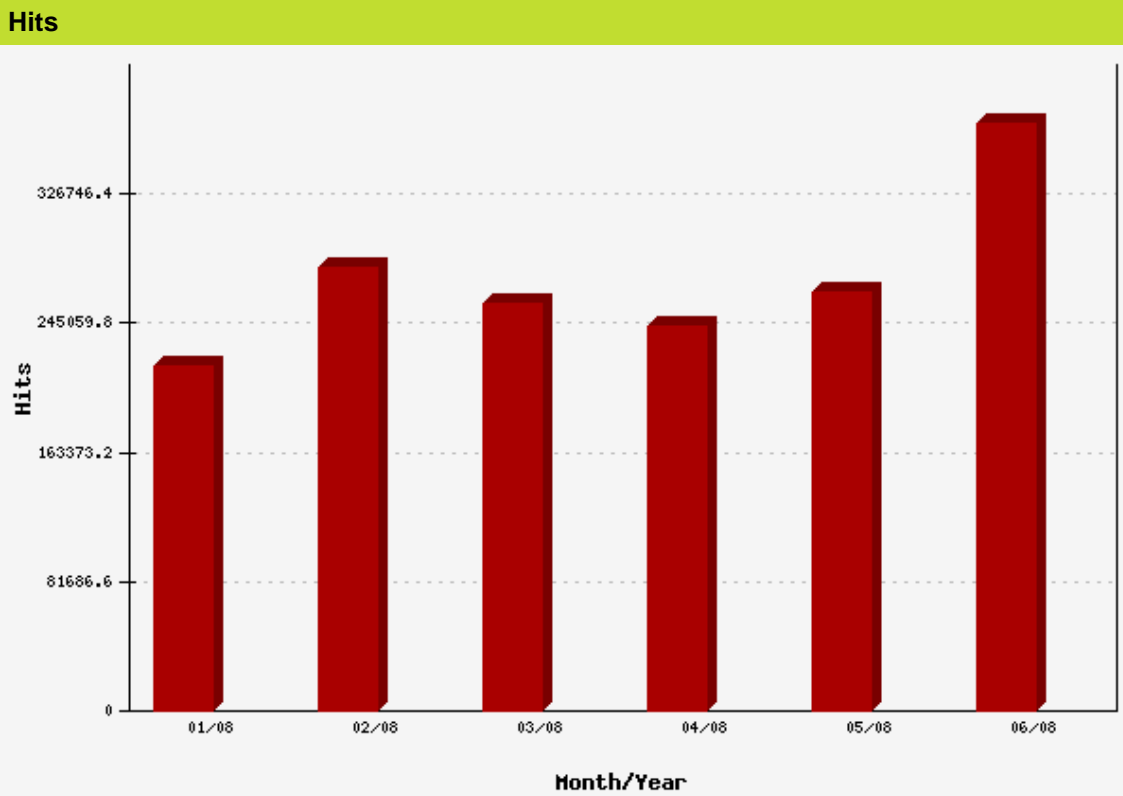
Sessions



Date	Sessions	Avg. Hits per Session	Avg. KBytes per Session
January, 2008	3,969	55	8934
February, 2008	5,267	53	5625
March, 2008	8,777	29	3752
April, 2008	13,163	19	2385
May, 2008	12,883	21	3330
June, 2008	13,524	27	4537
Total	57,583		

Report created by Traffic Facts for <http://www.gaurc.us> on 07-01-08

This report identifies the number of times any item or page on the site has been requested or accessed by visitors. The number of hits is almost certainly greater than the number of page views and visitors to the site.



Date	Hits	Percentage
January, 2008	218,479	13.35
February, 2008	280,657	17.15
March, 2008	257,904	15.76
April, 2008	243,646	14.89
May, 2008	264,123	16.14
June, 2008	371,302	22.69
Total	1,636,111	100%